
Audiodesign

Loewe klang 1



Bedienungsanleitung
Operating instructions
Notice d'utilisation
Manuale d'istruzioni
Manual de instrucciones
Gebruiksaanwijzing

LOEWE.

36652001





Thank you very much

for choosing a Loewe product. We are happy to have you as a customer. At Loewe, we combine the highest standards of technology, design and user friendliness. This applies equally for TV, video, audio and accessories. Neither technology nor design accomplishes an end in itself, but together should facilitate the highest possible audio and visual experience for our customer. Our design has not even been guided by short-term, fashionable trends. Because after all, you have purchased a piece of high-quality equipment, that you want to enjoy tomorrow and the next day.

Scope of delivery

Loewe klang 1, Type Nr. 56233xxx

- 2x Loewe Satellite Speaker
- 2x Loudspeaker cables
- Operating Instructions

Loewe Technologies GmbH
Industriestraße 11
D-96317 Kronach
www.loewe.tv

Printed in China
Redaktionsdatum 11/16-2 PS
© Loewe Technologies GmbH, Kronach

All rights, including translation, technical changes and errors are reserved.

For your safety

For your own safety and to avoid unnecessary damage to your device, please read and observe the following safety instructions:

- The device is intended exclusively for the playback of audio signals.

Protect the loudspeaker and connection cables from...

- Moisture, humidity, dripping and splashing water, steam
- Shocks and mechanical stress
- Magnetic and electrical fields
- Higher electrical power than specified
- Cold, heat, direct sunlight and strong temperature fluctuations
- Dust
- Interferences inside the device



Do not place objects, filled with liquid on the device.



Candles and other open flames must be kept away from the device at all times, to prevent the spread of fire.

The loudspeaker was built exclusively for private use, in a household environment. The warranty only covers this intended use.

If you've brought the loudspeaker from the cold into a warm environment, leave it standing for about an hour, because of the formation of condensation. Only use the speakers once they have adapted to the room temperature. To avoid serious damage to the components.

Cleaning

It is possible that marks from the packaging material can show on the surface of the floor-standing speaker.

This is not damage to the surface.

Only clean the loudspeakers with a damp, soft, clean and lint-free cloth (without any aggressive cleaning agents).

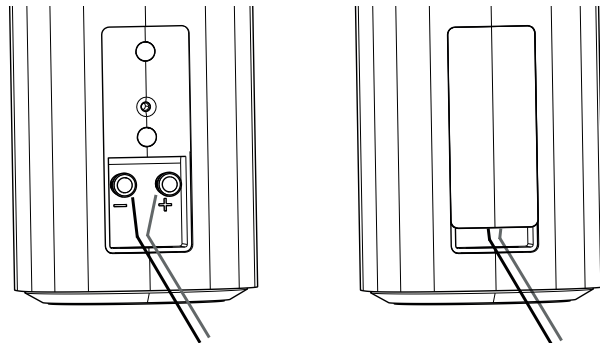
Setting up

Loewe klang 1 / Loewe klang 1 + Wall Mount

Remove the magnetic cover on the back of the loudspeaker. Now look at the terminals of the speaker.

One of the speaker cable wires is black. Connect the black wire to the black terminal on the loudspeaker. Connect the red wire to the red terminal.

Now put the cover back in place. Pay attention to the correct position of the magnets! The resulting opening now serves as a cable outlet.




Loewe klang 1 + Floor Stand

With this connection facility, you have another option for cable management. You can guide the speaker cable through the opening in the bottom of the speaker, directly into the stand, to be able to install the speaker cables practically invisibly.

For this purpose, refer to the installation instructions for the floor stand.

Accessories



Loewe klang 1 Speaker on Floor Stand

Ø 23.5 / H 107.6 cm



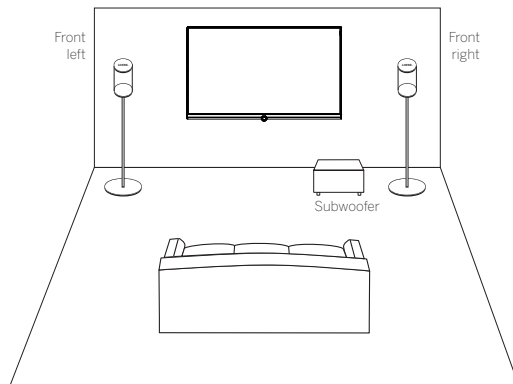
Loewe klang 1 Speaker with Wall Mount

B 9.5 / H 18.0 / T 11.0 cm

Installing Loudspeakers

- Place the speakers on a stable, level surface or use the optional Loewe wall mounts.
- Place the speaker cables so that they cannot be damaged.
- The loudspeakers generate stray magnetic fields that work within the housing. We recommend a minimum distance of > 0.5 m away from magnetically sensitive devices, magnetic data storage, etc.

Only use Loewe Original Accessories for installation on walls and floors, or place the loudspeakers at a suitable height (ca. 1.2 m) on furniture or on shelves.



Loewe klang 1
Operating instructions
Disposal / Technical information

Disposal

Packaging and cardboard

For the disposal of packaging, we have, in accordance to national regulations, paid a fee to authorised recyclers who collect the packaging from specialised dealers. However, we recommend saving the original box and packaging material so that the device can be transported in a well-protected case, if needed.

The device



Attention. The EU Directive 2002/96/EC regulates the proper return, handling and recycling of used electronic devices. Electronic devices must, therefore, be disposed of separately. Please do not dispose of this device with the normal household garbage! You can return your old devices for free at designated recycling centres, or at your dealer, if you buy a similar new device. Additional details about returns (even for non-EU countries) are also available from your local government.

Compliance/manufacturer's declaration



Loewe Technologies GmbH hereby declares that this product complies with the essential requirements and other relevant provisions of the currently effective EU Directive.

The complete declaration of conformity can be found at:

www.loewe.tv/int/my-loewe

Technical information

Order No.	56223xxx
Operating temperature [°C]	10 – 45 °C
Moisture [%] (no condensation)	max. 80 %
Principle	1-way closed
Mounting	1 x 75 mm membrane
Nominal/Music power (sine/max.)	40 W / 60 W
Impedance	8 Ohm
Transmission range	135 Hz – 20 kHz (-6 dB)
Recommended amplifier power	10 – 75 W
Speaker connections	Metal spring clip, gold-plated (max. 2 x 2.5 mm ²)
Acoustic pressure at 1W	81 dB (in 1 m interval)
Dimensions [W x H x D in cm]	W 9,5 x H 17,7 x D 9,5 cm
Dimensions with stand [Ø x H in cm]	Ø 23,5 x H 107,6 cm
Weight [kg]	0,88 kg

A

HB Austria electronic products Vertreibe GmbH
Pfarrgasse 52
1230 Wien, Österreich
Tel +43 - 1 610 48 - 100
E-mail: support@hb-europe.com

AUS

Qualifi Pty Ltd
24 Lionel Road
Mt Waverley VIC 3149 Australia
Tel +61-03-8542 1111
Fax +61-03-9543 3677
E-mail: info@qualifi.com.au

B NL L

Loewe Opta Benelux NV/SA
Uilenbaan 84
2160 Wormelgem, België
Tel +32 - 3 - 2 70 99 30
Fax +32 - 3 - 2 71 01 08
E-mail: ccc@loewe.be

CH

Telion AG
Rütisstrasse 26
8952 Schlieren, Schweiz
Tel +41 - 44 732 15 11
Fax +41 - 44 732 15 02
E-mail: info@Dtelion.ch

CN

Guangdong MG Audio Development Co Ltd
No. 8, Jinghu Rd., Xinhua St., Huadu Reg.
GZ, PRC
Tel +86-(0)20-22675666
Fax +86-(0)20-22675777
E-mail: service@loewe-mg.com

Xiamen Tenote Investment Co. Ltd
26F 3# Xinglin Bay Operation Center,
No.478 xinglinwan Avenue.
Jimei District, Xiamen, Fujian, PRC
Tel +86-400 088 1566
E-mail: service@loewe-trt.com

CY

Hadijkyriakos & Sons Ltd.
121 Prodromos Str., PO Box 21587
1511 Nicosia, Cyprus
Tel +357 - 22 87 21 11
Fax +357 - 22 66 33 91
E-mail: savvas@hadijkyriakos.com.cy

CZ

BaSys CS s.r.o.
Sodomkova 1478/8
10200 Praha 10 - Hostivar.
Česká republika
Tel +420 234 706 700
Fax +420 234 706 701
E-mail: office@basys.cz

D

Loewe Technologies GmbH.
Customer Care Center
Industriestraße 11
96317 Kronach, Deutschland
Tel +49 9261 99 900
Fax +49 9261 99 915
E-mail: ccc@loewe.de

DK

EET Europaerts
Loewe Denmark
Bregnerødvej 133 D
3460 Birkerød, Denmark
Tel +45 82 19 19
E-mail: info@eeteuropaerts.dk

E

Capitosa S.A
Conde de Torroja, 25
28022 Madrid, España
Tel +34 - 917 48 29 60
Fax +34 - 913 29 16 75
E-mail: loewe@magpay.com

F

Loewe France SAS
Rue du Dépôt,
13 Parc de l'Europe, BP 10010
67014 Strasbourg Cédex, France
Tel +33 - 3 - 88 79 72 50
Fax +33 - 3 - 88 79 72 59
E-mail: loewe.france@loewe-fr.com

FIN

EET Europaerts
Loewe Finland
Metsäniidondunja 12
02130 Espoo, Finland
Tel +358 9 47 850 900
www.eeteuropaerts.fi

GB IRL

Loewe UK Limited
1st Floor, 237A Kensington High St.
London
W8 6SA, UK
Tel +44 - (0) 207 368 1100
Fax +44 - (0) 207 368 1101
E-mail: enquiries@loewe-uk.com

GR RO AL

Issagogiki Embotniki Eilados S.A.
321 Mesogion Av.
152 31 Chalandri-Athens, Hellas
Tel +30 - 210 672 12 00
Fax +30 - 210 674 02 04
E-mail: christina_argyropoulou@sembel.gr

HR

Plug&Play Ltd
Bedjarska 8, 10000 Zagreb
Hrvatska (Kroatia)
Tel +385 1 4929 683
Fax +385 1 4929 682
E-mail: info@loewe.hr

I

Loewe Italiana S.r.l.
Via Monte Baldo, 14/P - 14/N
37069 Dossobuono di Villafranca di Verona
Tel +39 - 045 82 51 690
Fax +39 - 045 82 51 622
E-mail: info@loewe.it

IL

Clear electronic entertainment Ltd
13 Noah Mozes St.
Agish Ravad Building
Tel Aviv 67442, Israel
Tel +972 - 3 - 6091100
Fax +972 - 3 - 6092200
E-mail: info@loewe.co.il

IND

Norplus Ultra Home Automation Pvt Ltd
First Floor, No. 615, Second Main Road
Indranagar Stage 1, Indranagar
Bangalore 560038
India
Tel +91 80 41114999
E-mail: jimmy@nplusultra.in

IR

Pars Royal Taramesh
LOEWE Gallery
#3 Shariati St. Opp. Sohel St.
PO Box 1914965537
Tehran, Iran
Tel +98 21-22391661
E-Mail: info@tarameshgroup.com

JOR

ACCU-TECH Solutions Co.
1-Kharia Al-Ashfar Street
Jabal Al-Weibdeh
PO Box 9668 Amman 11191, Jordan
Tel +962-6-465-9985
Fax +962-6-465-0119
E-mail: info@accutech-solutions.net

KSA

LOEWE Show Room
Olaya Street, Near Kingdom Center
Riyadh, SAUDI ARABIA
PO Box 92831 Riyadh 11663
Tel +966-11-4640927
Fax +966-11-4640759
E-mail: hkkurkijan@gmail.com

LV EST

Kpartners, SIA
A. Caka iela 80
Rīga, Iev-1011, Latvia
Tel +3 71 - 67 29 29 59
Fax +3 71 - 67 31 05 68
E-mail: evgenij.betnec@loewe.lv

LT

A Cappella Ltd.
Aurosos Vartu 5, Pasazo skg.
01129 Vilnius, Lithuania
Tel +370 - 52 12 22 96
Fax +370 - 52 62 66 81
E-mail: info@loewe.lt

N

EET Europaerts AS
Olaf Høielsevei 6 (Veikstsenteret)
0694 Oslo, Norge
Tel +47 - 22919500
E-mail: salg@eeteuropaerts.no

P

Capitosa S.A
Rua Professor Henrique de Barros
Edifício Sagres, 2º. C
2685-338 Prior Velho, Portugal
Tel +351 - 21 942 78 30
Fax +351 - 21 940 00 78
E-mail: geral.loewe@mayro.pt

PL

3LOGIC Sp z o.o.
ul. Zakopiańska 153
30-435 Kraków
Tel +48 - 12 640 20 00
Fax +48 - 12 640 20 01
www.3logic.pl

RI

V2 Indonesia
5th Intiland tower
Jl. Jenderal Sudirman 32
Jakarta 10220, INDONESIA
Tel +62 21 57853547
E-mail: service@v2indonesia.com

RU

I Control S.A.L
Germenzaeh, Rmeil.
Building 328 1st Floor Beirut, Lebanon
Tel +961 1 446777 / 1 587446
Fax +961 1 582446
E-mail: info@icontrol-lem.com

RUS

Service Center Loewe
Aptekarsky per. 4 podjezd 5A
105005 Moscow, Russia
Tel +7 - 499 940 42 32 (ext. 454)
Fax +7 - 499 730 78 01
E-mail: service@loewe-cis.ru

S

EET Europaerts AB
Loewe Sweden
Box 4124
SE-131 04, Nacka, Sverige
Tel +46 - 8 507 510 00
E-mail: Kundenservice@eeteuropaerts.se

SGP

Atlas Care Centre
11 changi south street 3
#03-01 builders centre
Singapore 486122
Tel +65 - 6745 2028
Fax +65 - 6546 7861
E-mail: service@atlas-sv.com

TR

ENKAY GROUP
SERVISPLUS MUSTERI HIZMETLERI
Alemdag Cad. Site Yolu No.18
Umranya, Istanbul, TÜRKİYE
Tel 444 4 784
E-mail: info@servisplus.com.tr

UAE

Dubai Audio Center
P.O. Box 32836, Sheikh Zayed Road
Dubai, UAE
Tel +971 - 4 343 14 41
Fax +971 - 4 343 77 48
E-mail: service@dubaiaudio.com

ZA

Volco Enterprise Close Corporation
Unit 8
7 on Mastiff (Road)
Longlake Ext 1, Lingbro Business Park
2165 Johannesburg
Tel +27 11 608 1228
Fax +27 11 608 1740
E-mail: v630@mweb.co.za

LOEWE.